




Activity sheet 11: Hot, hot heat




In this experiment you will be testing to see what colour best soaks up (absorbs) heat from the sun.

You will need: four pieces of coloured card about 8cm x 8cm (black, white, light blue and yellow) and four ice cubes.


Instructions:



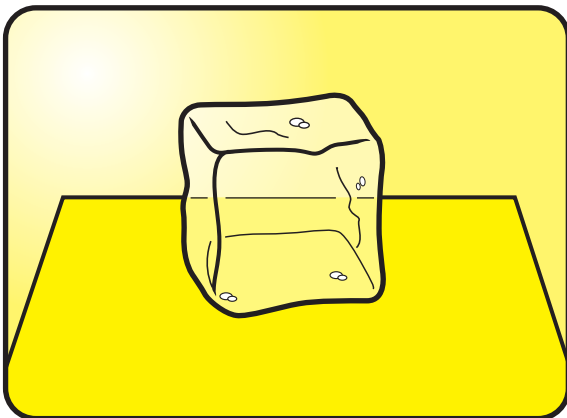
1 Find a warm, sunny part of the playground.




2 Place the four different coloured cards on the ground.



3 Put an ice cube on top of each card.



4 Watch the ice cubes to see which one melts the quickest and which one melts the slowest.



Complete the following statements in your workbook

- 1 The ice cube that melted the quickest was on the...
- 2 The ice cube that melted the slowest was on the...
- 3 The card that soaked up the most heat is...

